



4Clicks
By Estimators For Estimators

4Clicks
CHATTER



**The Premier
Cost Estimating &
Project Management
Solution**

In Today's Issue:

- Benefits of CLOUD 1
- Quote of the Month! 1
- Version 2.068 is Here! 2
- Using eTakeoff Yet? 3
- A Message from eTakeoff 3
- Sustainability Matters 4
- 2011 Training Classes 4
- Events 4
- Q&A Corner 5
- Feedback 5

Benefits of CLOUD Computing

Collaboration, Cost-Savings, Rapid Deployment, & More

Why the CLOUD Matters

You may be hearing a lot about CLOUD computing. I have seen everything from the CLOUD is little more that "putting stuff" outside of your organization, to it's just another marketing method to sell more software, to the technology will usher in a new era of computing.

We believe that the CLOUD will be very important to Architecture, Engineering, Construction, Operations, and Maintenance (AECOM).

Cloud computing enables a new level of collaboration, transparency, security, and performance.

Cost savings, faster application deployments, and sustainability are additional important benefits of the CLOUD. For example most organizational / corporate servers are estimated to run at only 15 percent capacity. CLOUD based services can mitigate this inefficiency as well as the cost of maintenance. Running in-house servers as clouds, known as the private cloud, actually increases utilization of existing investments.

Cost savings extend to the desktop as well. With SaaS (software as a service), no software needs to be installed, saving time and money for IT departments and end-users. Since data is stored in the cloud, users can access their applications anywhere from any device with an Internet connection.

Organizations can scale up or scale down on an as-needed basis and pay only for what they use. In the past, scaling service delivery could take months. It can now be done in minutes.

IT departments also benefit as they can spend less time on deployment and maintenance and instead focus on more strategic initiatives that will have mission critical impacts.

By an Estimator for Estimators

Quote of the month

*"The best way to predict the future is to create it."
- Peter Drucker*

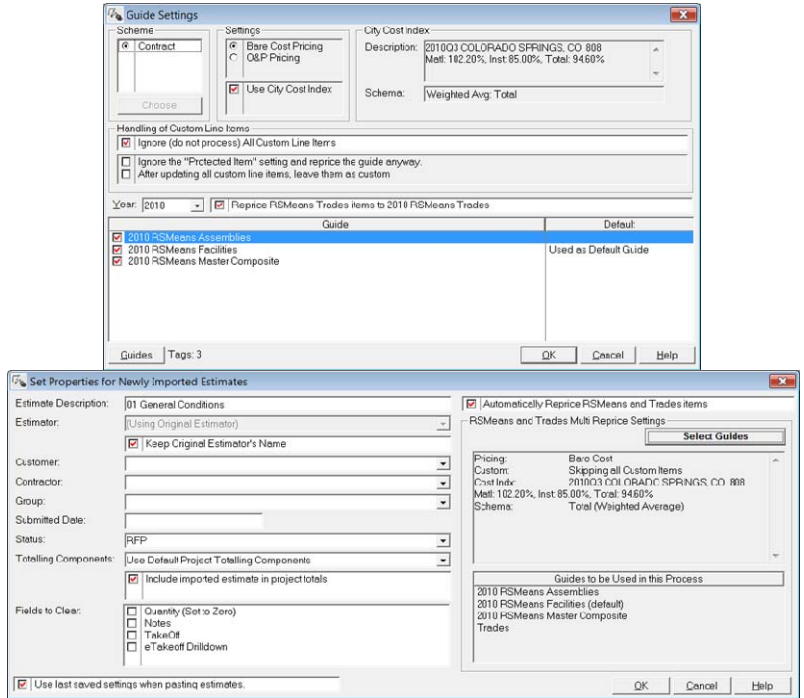
Version 2.608 is Here!

Development News

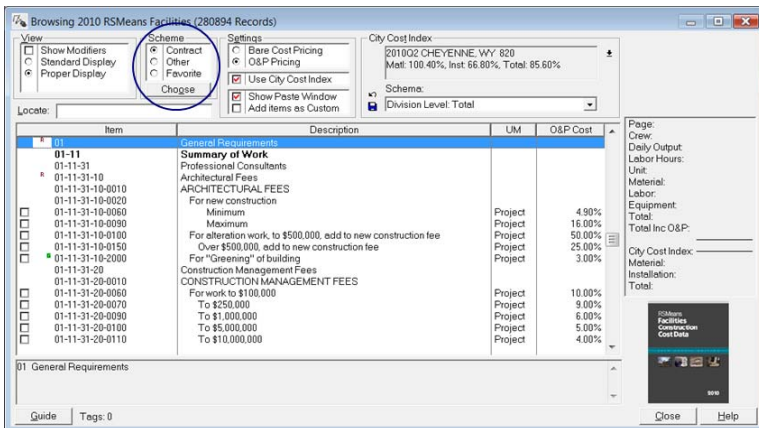
Many of the new features and changes in Project Estimator are a direct result of your input! If you're a long time 4Clicker you've probably seen several versions of Project Estimator. Most of the improvements are due to great clients like you, and we sincerely appreciate and encourage your input for upcoming versions.

The e4Clicks Read Me file is updated with our new features, and we have highlighted some of the changes here, but please review the Read Me for more information on the updates.

We've included the ability to create and manage RSMMeans Guide Schemes. This allows you to save and implement multiple guide settings. If you do work in multiple cities, on multiple contracts, or for multiple clients, you may use different settings in your RSMMeans guides. Now you can quickly switch between them. You can even set up the specific settings for your contract and lock them down to ensure your team always uses the correct settings.

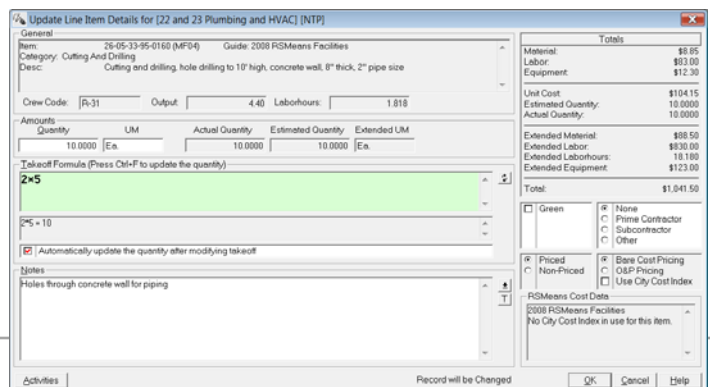


You can do two other things now at the same time too. Now when you run and estimate report, you can export the estimate as well. Check out the **Estimate Report Options** window. Additionally, after those files have been made, you have a new option on the **Exported Completed** window. You can use the **Send by eMail** button to open a new email with the files already attached.



Do you ever paste line items or estimates? Do you ever reprice line items or estimates? Would you like the capability to paste and reprice in one easy step? We hope so – because we gave it to you. You can even use the new guide scheme feature in the process.

Has Michael convinced you to use hotkeys yet? Even Tom likes this new one! When you add a line item (or **Apply Takeoff to tagged line items**), you now have a quicker way to include a takeoff in the **Update Line Item Details** (or **Takeoff Formula**) window. Next time you open the window, press the "+" or "=" key on the keyboard. This will move the cursor into the **Takeoff Formula** field. After you input your takeoff, press the "Enter" key on the keyboard. This will return you to the **Quantity** field with your new quantity (if you have the **Automatically update the quantity after modifying takeoff** option on.)



Using eTakeOff Yet?

If you are using e4Clicks, are you using eTakeoff™ too? Did you know that if you have a license for e4Clicks, you also have one for eTakeoff? eTakeoff is one of our technology partners, and we have worked with them to bundle their software with e4Clicks. So, when you get e4Clicks, you get eTakeoff.

eTakeoff is an electronic takeoff program that allows you to open electronic plans, accomplish takeoffs, and return the desired value to the **Quantity** field of your line item. It can be used independent of our Project Estimator, or it can be automatically opened by our program.

eTakeoff provides you some amazing advantages to quickly and efficiently quantify the line items in your estimates.

- Viewing drawings
- Organizing drawings in projects
- Quick Drill downs from e4Clicks
- Making measurements
- Making annotations
- Organizing measurements and making advanced calculations
- Transferring quantities to our Project Estimator
- Printing drawings with their measurements and annotations
- Comparing different versions of a drawing to identify changes

eTakeoff allows you to electronically trace over electronic drawings. Your eTakeoff supports various types of drawings files.

- TIFF – Tagged Image File Format – Group 3 or 4
- PDF – Adobe Acrobat – Single and Multi-Page
- CPC – Cartesian Perceptual Compression
- CAL – US Department of Defense
- PLN – FW Dodge Planroom format
- IVS – IPIN Viewing System format
- DWG – AutoCAD Drawing – an e4Clicks exclusive!

Contact [Technical Support](#) for more information on installing and using eTakeoff.

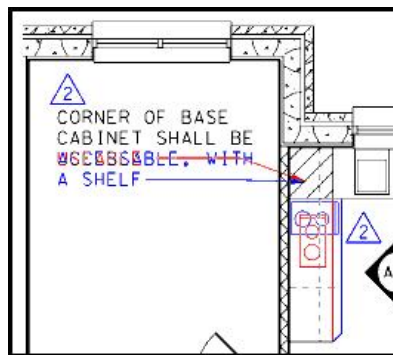


A Message from Our Friends at eTakeoff - John Ritzenthaler

If you're not taking advantage of electronic plans, it maybe time to reconsider. Electronic plans have been in use for over a decade but recent changes in technology and the economy have made them a predominant way to distribute plans during bid preparation. Economically the advantages are overwhelming: distribution and storage costs are near zero, and measuring from electronic plans is far more efficient than using paper plans. Also, computer display technology has advanced to make multiple large monitors much more affordable.

Electronic plans are rapidly expanding into construction estimating and project management as well as the rest of the project life cycle.

Accuracy - Virtual estimating, or doing takeoff from electronic plans, allows better processes and procedures previously impossible with paper plans. When a revised paper plan is received, you can eyeball the differences and hope you don't miss anything. Or you can re-measure everything on the plan. With electronic plans, you can overlay the original and revised plan and clearly see the differences. Measurements can be quickly adjusted for changes then transferred to the new plan.



eTakeoff and 4Clicks' premier estimating, project, and program management software deliver powerful benefits to building owners, contractors, architects, and engineers."

-John Ritzenthaler
President, eTakeoff

Collaboration & Transparency - Takeoff from electronic plans provides a permanent record of where quantities come from. And the plans and the takeoff can be distributed to multiple parties for review. If you see an unusual quantity in an estimate, in a few mouse clicks you can be reviewing the measurement on the plan.

We have recently released a revolutionary auto-counting feature called Pattern Search. Pattern Search can be used to find multiple occurrences of symbols representing components that need to be counted (such as fixtures or switches). Select a pattern in the drawing, then eTakeoff searches the entire drawing for other occurrences of the symbol. Results are sorted by how well they fit the original pattern and displayed in a grid. This feature alone can save hours of time straining over drawings to find symbols as small as 1/8 inch.

Sustainability Matters

JOC/SABER/IDIQ are Efficient Construction Delivery Methods for Sustainability Projects

Worldwide the built environment accounts for:

- 25 to 40% of total energy use
- 30 to 40% of greenhouse gas emissions
- 30 to 40% of solid waste generation
- 20% of freshwater use

Source: UNEP SBCI

What's the largest barrier to energy efficiency and sustainability for existing buildings? Convincing people to spend money and providing defensible return-on-investment information.

Sustainability / Green initiatives must therefore both reduce costs and carbon footprint, as well as be defensible.

RSMeans is the most respected cost data resource, and 4Clicks is the largest reseller of RSMeans electronic data, and no one implements RSMeans data as comprehensively as 4Clicks. Leverage RSMeans cost data, including RSMeans Green unit prices itemized within e4Clicks to cost estimate, bid, procure, construct, and manage your sustainability projects. e4Clicks Project Estimator also enables DOD "Owners", Contractors, and AE's to better communicate to mitigate estimating errors, reduce sustainability project costs and timelines.

JOC/SABER/IDIQ are proven, efficient delivery mechanism for facility repair, renovation, and sustainability, and no one implements JOC in software better than 4Clicks. Plus, Project Estimator enables management of multiple projects and contractors from a single application: JOC, SATOC, IDIQ, MATOC, MACC, BOCA, BOA.

2011 Training Class Schedule

Whether You're Just Getting Started, Or Want to Learn What's New!

Have you seen the 2011 e4Clicks training schedule yet? We are hosting six training classes in three cities. We have also tweaked the class itself. This year we are offering a 3-day training class instead of a 2-day Introductory class plus a 2-day Advanced class. This allows us to lay a solid foundation in the class as well as cover some of the time-saving advanced estimating features. We think this not only provides you the most important information but also gives you the best bang for your buck. You can visit our website for more information: <http://www.4clicks.com/training>. Our goal is to provide excellent training that is geared specifically for your needs. We are encouraged by the feedback we have received from our training, and we are continually trying to improve.

San Antonio, TX	February 15 to 17
Las Vegas, NV	March 15 to 17
Colorado Springs, CO	April 19 to 21
San Antonio, TX	June 7 to 9
Las Vegas, NV	July 12 to 14
Colorado Springs, CO	August 16 to 18

"Mike and Tom, '4Clicks Dudes'----> Just like to say 'THANKS for the excellent training' from us 'CES dudes' The class really helped me to navigate around the software. I was crawling, you taught me to walk."

"Michael, thank you for the instruction. It truly was one of the best trainings I have attended. We know that we will be very happy with this program and by far it is the most user friendly and complete program that I have ever seen."



Join Us!
 December 2, 2010
 1PM (EST)
 FREE 4Clicks WebCast

For those NEW to
 4Clicks/JOC

NEWS

LEED Existing Buildings Operations and Maintenance (EBOM) ...
 A new LEED EBOM Draft was published for comment in November 2010.

4Clicks exhibits at COAA - Tampa

Estimating Systems Inc. Closes ...
 As a reminder, the providers of PULSAR software for JOC announced the closing of ESI in July. Al Cleveland, former ESI General Manager, is working to support organizations transition to e4Clicks Project Estimator.

EVENTS

December 2, 2010 – Web Cast
 JOC, IDIQ, & You. 1PM EST, for those new to JOC or e4Clicks Project Estimator.

May 24-27, 2011– SAME JETC
 Gaylord, Texas

June 19-22, 2011 – AACEI
 Anaheim, California

Q & A Corner

Q: What's the best way to get support from 4Clicks?

A: A decade ago, Michael was hoping that his phone would ring. Now, 4Clicks has thousands of clients around the country. If you've called Michael, you know that he still answers his phone and returns his messages. As we grow, we are striving to continue to maintain a personal touch as well as provide you the highest level of support we can.

You may have met or talked with team members that we have added over the years to do just that. If you've hosted or been to one of our training classes, you may have met Tom. If you've ever called Technical Support, you probably talked with Amy. You may also have been helped by Jeff, Peter, or other members of the team.

We all enjoy supporting our clients, and we all offer a unique skill set to do so. What we've tried to do is give you a single, simple source to support you. If you contact Technical Support – by phone or email, we can provide you either immediate assistance or put you in direct contact with our expert in your area of need.

Michael, Tom, and the team will still answer their phones and emails and support you directly, but they are often traveling, training, or otherwise



engaged, which might not allow them to answer the phone or get back with you right away. We've put together an incredible team to give you incredible help. Today, Technical Support is waiting for the phone to ring. Contact us at 719.574.7724, 866.742.5425, or support@4Clicks.com. Our goal is to provide you the best in customer support. Let us know if you get the kind of support we strive for.

"Amy, Yes, we got everything resolved. You were both were very punctual, helpful and great to deal with. I understand a lot of things so much better after just a short time speaking with you."

"Aloha Mike, I just wanted to tell you what GREAT SERVICE your 4Clicks company provides when we need it! I would definitely be stuck many times without Amy's help...she and others are super great in helping with our many requests for advice and help! Amy and others should be complimented on their excellent service with your company they represent. We never got this kind of service from all the other companies when I was in SABER!"

Feedback

We can't say it enough - our success is based on great clients. We always love to hear from you on what were doing right, doing wrong, or not doing at all. We encourage and appreciate your comments and feedback. Please give us your thoughts on this newsletter, tell us what you'd like to read and share with your team.



www.4Clicks.com



4Clicks Solutions, LLC
P.O. Box 76884
Colorado Springs, CO 80970

Technical Support:
719.574.7724
866.742.5425
support@4Clicks.com

Sales:
866.574.7721
866.438.4254
sales@4Clicks.com

[Sign up at the bottom of our home page to receive these newsletters directly.](#)